

Yip - Yip!

I'm Scout!

I love to use my nose to do all sorts of tracking -- I've found two skunks and four chipmunks in the past week alone! But my specialty is discovering words!

We're going to work together this year to track down good grammar and search out super spelling skills.

With my nose, and your eyes, we'll be on the lookout for words that work and ones that don't!

When you see this symbol --  -- a parent needs to work through the information with you.

Are you ready?

Let's get started!



# Grammar Exercise

## Introducing Capitalization



### Digging Up the Facts!

Have you ever wondered why you learned to make small letters AND big letters? You use your little letters all the time, in words like bat, ball, fat and tall!

What are the big letters for?

The big letters are for something we call CAPITALIZATION. That's because big letters are really called CAPITAL LETTERS. They are taller than the little letters and we use them for many things. Today we will look at two ways we use capital letters.

\* We use capital letters for NOUNS that name specific people, certain places, and things.

We call a cat -- well -- a cat. (with a small c.)

But we call our own cat by its name, Curly. (with a big C.)

That is because it is one certain cat, and it has a name. We always use capital letters for names.

\* We use capital letters for the FIRST WORD of sentences.

This store is fun.

Ugly bugs came in the door.


Copy the sentence below with the right words capitalized. There are 15 words to be capitalized.

my cousin jacob shared his toys with cindy

the waitress at joe's restaurant always offers starbucks coffee.

we can give a present to caleb.

the cartrights should visit new york city with jim.



# Creative Writing Skills Using Capitalization

**Remember this about capitalization:**

- ✿ We use capital letters for NOUNS that name specific people, certain places, and things.
- ✿ We use capital letters for the FIRST WORD of sentences.

**Using correct capitalization, write a few sentences that tell about your home.**

**Write about:**

- ✿ Where your home is located -- in the city or country, on a street or down a lane
- ✿ What your home looks like on the outside
- ✿ What rooms there are on the inside
- ✿ Where your room is and what you have in your room

Handwriting practice lines consisting of solid top and bottom lines with a dashed middle line, repeated multiple times for writing practice.

# Handwriting Practice

## Writing with Capital Letters



**You can see that Leah has already started her handwriting. Now it is your turn. Write out your home address and phone number three times. Below, Mom or Dad can fill in the information for you to copy.**




House Number and Street \_\_\_\_\_

City, Country, Zip Code \_\_\_\_\_

Your Phone Number \_\_\_\_\_

Handwriting practice lines consisting of solid top and bottom lines with a dashed midline. There are 10 sets of these lines for practice.





# Creative Writing Skills

## Capitalization in Stories

### Digging Up the Facts!

I love to listen to a good story! Do you have a favorite story?

Good stories introduce the reader to interesting characters and take the reader to places that are scary, weird, exciting or just plain unusual! Below each category, think of several names of interesting characters or exciting places. Some examples are completed for you. Be sure to capitalize the words that ought to be capitalized!

#### **INTERESTING CHARACTERS**

Black Bart, western outlaw

Hungry Jack Pratt, starving pirate

---

---

---

---

---

---

---

#### **EXCITING PLACES**

A musty library in London, England

A museum full of dinosaur bones in Montana



---

---


---

---

---


---

---



# Grammar Exercise

## Finding Words to Capitalize



### Digging Up the Facts!

**As I dug holes in my backyard, I came across this letter written by a mournful Rapunzel, who had been locked in a castle tower for what felt like years. It seems she had forgotten how to use capital letters. Underline the words that she ought to have capitalized.**

dear mom,

i am sorry it has been so long since my last letter. i have had something exciting happen here at wellington castle. last tuesday i had a visitor whose name was george.

as you will remember, last tuesday was actually valentine's day. before the sun was up, i rose from bed to see if i could catch sight the rare jewel-throated hummingbird. i had no luck there, but was able to glimpse a golden eagle.



anyway, around noon my tower keeper, henry, brought up my visitor. i was amazed to find that george was a writer for travel in style magazine, which i still receive here at the castle. some months ago, in december, just before christmas, i wrote a story and george came to deliver a check for my contribution to the "travel tips" section. it was a great piece called "packing light for a long stay."


to my surprise, george was a master storyteller. he told me tales about his journeys to china and india. he described in detail many of the sights he took in -- the great wall of china and the taj mahal, a famous building in india. he told me how the taj mahal was built by a man named jahan for his wife mumtaz, who he loved very much. as you can imagine, i almost cried when i found out she had died and left him heartbroken.

unfortunately, his visit reminds me of how much i hate being locked up in this manner. i long to see different places, yet here i am, stuck in a smelly tower outside london.

so, i am writing to tell you i plan to try to escape. i am hoping to come up with a plan of action before easter in early april. by that time the weather will be good and i can follow the thames river to the atlantic ocean. at least, i hope i can. perhaps i can board a boat to cross the english channel and be back to you in time for mother's day.


sincerely,

rapunzel



# Handwriting Practice

## Practice with Capital Letters



**Here's a fun way to practice capitalization!  
On the lines, write the names indicated,  
and capitalize them correctly.**

Your favorite restaurant

---

---

---

Your dad's first name

---

---

---

The last holiday you celebrated with your family

---

---

---

The city closest to your house

---

---

---

A library or store you often visit

---

---

---

Your personal hero

---

---

---

A place you'd love to visit someday

---

---

---



# Grammar Exercise


## Capitalization Scavenger Hunt

Now we really get to have some fun! This is just what I'm best at!

Listed below are various items you'll be able to "sniff out" in your family's home. Find the items, then write down one word on each of the items that is capitalized. Then, on the last line, tell why it is capitalized.

LOOK FOR THIS:	CAPITALIZED WORD I FOUND:	WHY IT IS CAPITALIZED?
a piece of mail	_____	_____
a box of cereal	_____	_____
a map	_____	_____
a favorite book	_____	_____
family calendar	_____	_____
a magazine	_____	_____
a refrigerator magnet	_____	_____
a CD cover	_____	_____
phone book advertisement	_____	_____





# Spelling Work

## Spelling Test



**Time to get down to business -- spelling business that is!**  
**Write out your spelling words below as your teacher reads them aloud.**

A series of horizontal lines for writing, consisting of solid top and bottom lines with a dashed midline, repeated down the page.



# Grammar Exercise

## What is a Sentence?

### Digging Up the Facts!

**All sentences have two very necessary parts. I found this out from my next door neighbor, Mrs. Finkleheimer. Mrs. Finkleheimer is a teacher, and she always talks about me in complete sentences -- like these:**

- Scout barks.
- Scout lives next door.
- Scout should play somewhere else.
- That rascally Scout has been digging in my yard again.

**The first necessary part of a sentence is a subject; the complete subject portion of the sentence is usually what or whom the sentence is about, along with any words that modify it. The simple subject is just the word (or words) that the sentence is about, by itself. In these sentences, my name is the simple subject, since Mrs. Finkleheimer always seems to be talking about me!**

**The second part of a sentence is its predicate; the predicate is the part of the sentence that contains a verb or a verb phrase made up of a verb and its helping words and modifiers. It is the "doing" or "action" or "describing" part of the sentence.**

**Here's how you can show the two parts of the sentences. Divide the subject from the predicate with a line, and write "SUBJECT" and "PREDICATE" above each part of the sentence.**

Subject    Predicate  
Scout | barks.

Subject                      Predicate  
Scout | should play somewhere else.

Subject                      Predicate  
Scout | lives next door.

Subject                                      Predicate  
That rascally Scout | has been digging in my yard again.



**Now it is your turn! Draw a line between the subject and predicate and label them.**

Scout loves to chew on bones.

Dogs love to chase cars and catch frisbees.

Two playful dogs enjoy barking at Scout.

Mrs. Finkleheimer and Scout live in different houses.